




DOMAIN 6

Cycles in Nature

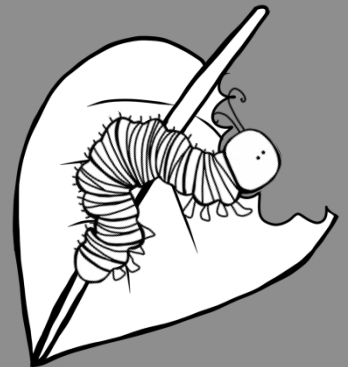



VOCABULARY



Cycles in Nature Vocabulary

Name _____



GLOSSARY

Word	Definition	Quick Sketch
cycle Lesson 1	<hr/> <hr/> <hr/>	
rotating Lesson 1	<hr/> <hr/> <hr/>	
thrive Lesson 1	<hr/> <hr/> <hr/>	
equator Lesson 2	<hr/> <hr/> <hr/>	

GLOSSARY

Word	Definition	Quick Sketch
hemisphere Lesson 3	<hr/> <hr/> <hr/>	
migrate Lesson 3	<hr/> <hr/> <hr/>	
protective Lesson 4	<hr/> <hr/> <hr/>	
sapling Lesson 5	<hr/> <hr/> <hr/>	

GLOSSARY

Word	Definition	Quick Sketch
<p>deciduous</p> <p>Lesson 5</p>	<p>-----</p> <p>-----</p> <p>-----</p>	
<p>evergreen</p> <p>Lesson 5</p>	<p>-----</p> <p>-----</p> <p>-----</p>	
<p>germination</p> <p>Lesson 5</p>	<p>-----</p> <p>-----</p> <p>-----</p>	
<p>decomposers</p> <p>Lesson 5</p>	<p>-----</p> <p>-----</p> <p>-----</p>	

GLOSSARY

Word	Definition	Quick Sketch
replenish Lesson 6	<hr/> <hr/> <hr/>	
burrow Lesson 7	<hr/> <hr/> <hr/>	
metamorphosis Lesson 7	<hr/> <hr/> <hr/>	
transparent Lesson 8	<hr/> <hr/> <hr/>	

GLOSSARY

Word	Definition	Quick Sketch
humidity Lesson 9	<hr/> <hr/> <hr/>	
precipitation Lesson 9	<hr/> <hr/> <hr/>	
	<hr/> <hr/> <hr/>	
	<hr/> <hr/> <hr/>	

GLOSSARY


Word	Definition	Quick Sketch
	<hr/> <hr/> <hr/>	
	<hr/> <hr/> <hr/>	
	<hr/> <hr/> <hr/>	
	<hr/> <hr/> <hr/>	

Ideas for Vocabulary Cards:

1. Display on bulletin board
2. Center Idea: Write out example sentences from teacher's manual. Have students match the vocabulary card with the sentence.
3. Center Idea: Cut the vocabulary cards apart. Have students match the vocabulary word to the picture/icon.
4. Center Idea: Fold each vocabulary card and place in a container. Students pull a word from the container, write a sentence using the word, and illustrate it. After writing a few sentences, students can choose one sentence to write on a sentence strip to display in the classroom.
5. Game Idea: Tape a vocabulary card or flashcard to each student's forehead. Split class into two (or more teams). Have each team play "Headbandz" trying to get each teammate guess the word on their forehead using clues. The first team to correctly guess every vocabulary word is the winning team.
6. Game Idea: Select 3-4 vocabulary words you expect to be a challenge for your class. Display these vocabulary cards on a whiteboard. Every time someone in your class (teacher included) uses the word correctly in a sentence add a tally point to the word. When you get 5 or 10 points for a word, celebrate as a class with a few extra minutes of recess, a dance party, or something else that is quick and fun.
7. Review Idea: Print a set of flashcards for each student. Let students pair up to review the words together.

cycle

Lesson 1




rotating

Lesson 1



thrive

Lesson 1



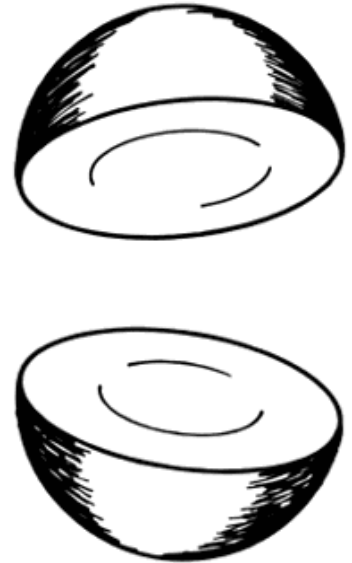
equator

Lesson 2



hemisphere

Lesson 2



migrate


Lesson 3



Geese

protective

Lesson 4




sapling

Lesson 5



deciduous

Lesson 5



evergreen

Lesson 5



germination

Lesson 5



decomposers

Lesson 5



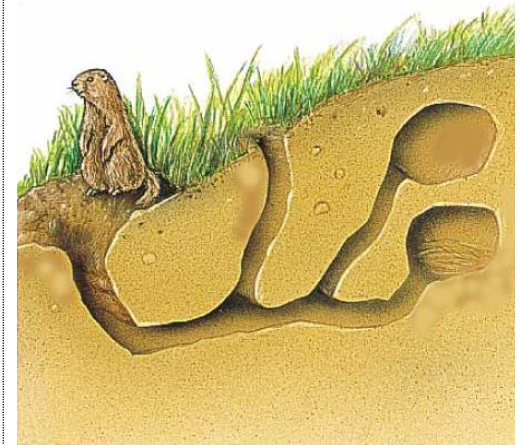
replenish

Lesson 6




burrow

Lesson 7



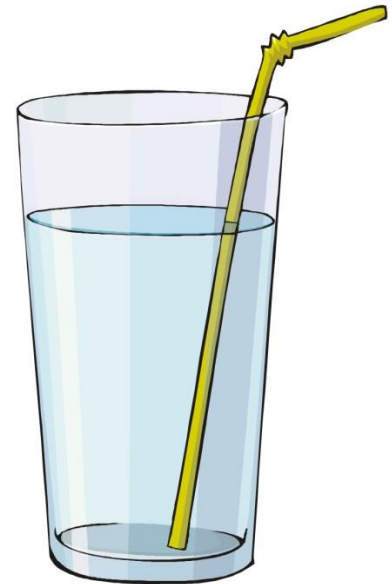
metamorphosis

Lesson 7



transparent

Lesson 8



humidity

Lesson 9




precipitation

Lesson 9



Flashcards



cycle



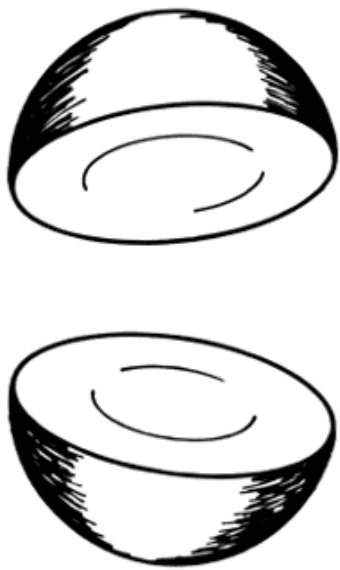
rotating



thrive




equator



hemisphere




migrate




protective



sapling



deciduous



germination



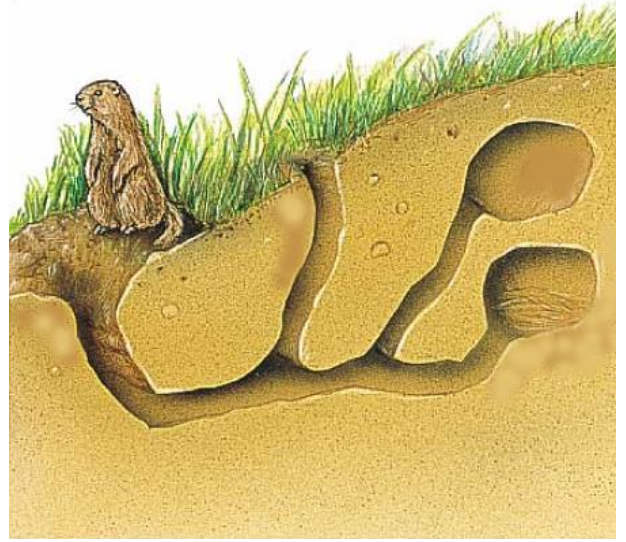
evergreen



decomposer



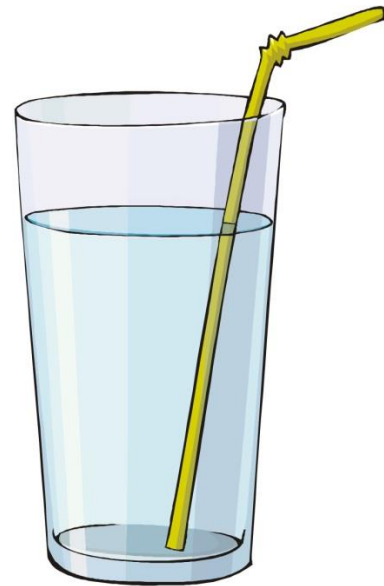
replenish



burrow



metamorphosis



transparent



humidity



precipitation

**Thank you for purchasing
this product. I hope it is a
helpful classroom tool! I
welcome and appreciate
your feedback.**

Let me know what you think!

ACKNOWLEDGEMENTS

Fonts from fontsquidrel.com

